




This week our core book is 'Goldilocks and the Three Bears'



Join in with our core song from Ghana:

Obwisana

Obwisana sa nana
Obwisana sa
Obwisana sa nana
Obwisana sa.



There is a game to accompany this song. Everyone sits in a circle and each person holds a rock. Rocks are picked up simultaneously by each child and placed in front of the person on his or her left in a rhythmic motion. Begin by passing the rock on the syllable 'Ob'. Once this is mastered, the rocks can be passed on each beat of the song.

We are learning the following poem:

Furry Furry Squirrel

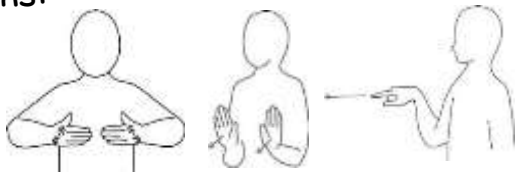
Furry, furry squirrel,
Hurry, hurry, hop.
Scurry up the tree trunk,
To the very top.
When you reach the branches,
Hurry, turn around.
Furry, furry squirrel,
Scurry to the ground.



You can help your child by reading with your child every day, singing our core song together, and reciting and acting out the poem.

Makaton

We are learning these Makaton signs:

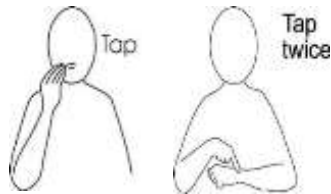


Ready Steady Go

Garden



Snack Time



Make A Bird Feeder

At this time of year small birds need our help. There are not many insects or berries for them to eat. We can help feed them by making bird feeders to hang in our gardens or balconies. Thread small pieces of apple or some raisins on a pipe cleaner. Twist the ends together and hang on a branch or something the birds can easily land on. You could also use a cereal such as Cheerios.



Big Garden Birdwatch

Join in the Big Garden Birdwatch this weekend (23rd-25th January). Go to the park for one hour and count the birds you see. They must land on the ground or in a tree to be counted. Birds that are spotted in the sky do not count. Make one mark (tally) for each different bird you see. You can share your results with the RSPB at www.rspb.org.uk.

What did you see?

Can you find a way to make it easy for you to write down the highest number of each species that you see together at the same time? There is space below each bird's name for you to add your idea for doing this.

Your name _____

Wood pigeon	Blackbird
Carrion crow	House sparrow
Starling	Black-headed gull
Magpie	Blue tit
Robin	Feral pigeon
Great tit	Chaffinch

Did you notice anything in particular about the birds you saw? Differences in how they moved or what they were doing? Or perhaps you managed to see and identify a bird not shown here? If so, take these things in the space on the back or on a separate sheet. Don't forget you can get help from rspb.org.uk/learnabout. For more information, visit rspb.org.uk/bigbirdwatch.

Comparing Sizes

In the story of Goldilocks, the bears have different sized bowls, chairs and beds. The biggest one for Daddy Bear, the smallest one for Baby Bear, and the middle-sized one for Mummy Bear. Why not find some different sized objects and compare them using words such as biggest, smallest, bigger than, smaller than.



Maybe you could retell the story of Goldilocks in your own words and add in some of the different sized objects you were able to find for the three bears.