

Fortnight beginning 29/04/24

This fortnight our core book is 'What The Ladybird Heard'



Join in with our core song with actions:

Old MacDonald Had A Farm

Old MacDonald had a farm,  
E-I-E-I-O,  
And on that farm, he had a cow,  
E-I-E-I-O  
With a "moo moo" here and a  
"moo moo" there,  
Here a "moo", there a "moo",  
everywhere a "moo-moo",  
Old MacDonald had a farm,  
E-I-E-I-O.

(Repeat with different animals: Eg. duck "quack-quack", dog "woof-woof", pig "oink-oink", sheep "baa-baa".)



We are learning the following poem:

Ladybird

There's a ladybird in my garden. She has lots of spots.

She climbs upon the plants and along the pots.

She walks around all day, busy as can be.  
This lovely little creature, roaming oh so free.

She sits upon the leaves and underneath the sun.

Up and down she goes, having lots of fun.  
She is very happy and passes on the hours.  
Roaming around the plants, in and out the flowers.

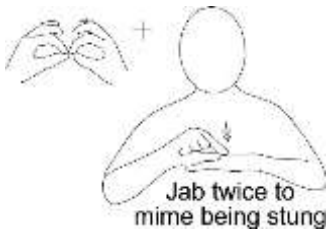
So beautiful a creature, so beautiful is she.  
Roaming around my garden is where she loves to be.



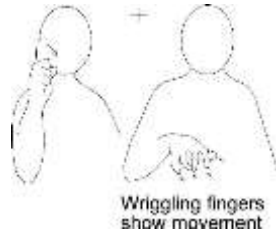
You can help your child by reading with your child every day, singing our core song together, and reciting and acting out the poem.

## Makaton

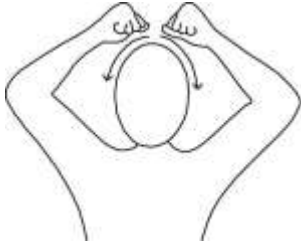
We are learning these Makaton signs:



bee



ladybird



## Maps and Plans




In the story there is a map which shows where all the animals live on the farm and the way to walk around the farm. Maybe you could draw a map of your home or garden or local park or your journey to nursery. Draw the main things you see on the journey or in the space you are mapping. You could even draw a map of an imaginary place and use it in your imaginary play.

## Building and Modelling



There are many different shapes in the buildings we see around us. Go for a walk and look at the different shapes used in buildings and structures. Using recycled boxes, containers and paper, why not create a building or bridge or other structure. What materials are you going to use? Think about how you might join the different materials - is it better to use glue or tape?

## 10 Things I Can Do To Help My World



There are many different ways we can look after the world and care for nature. This book has 10 ideas of things that you can do to help our world. These include not wasting water, putting rubbish in the bin, planting seeds, feeding birds, walking to school and saving electricity. How many of these can you do? Use the attached sheet to record what you do.

## International Dawn Chorus Day

On **Sunday 5<sup>th</sup> May** people from all over the world will be waking up early to listen to birdsong. Just open your window or step outside early in the morning and listen to the dawn chorus. What can you hear?



<https://www.rspb.org.uk/birds-and-wildlife/sounds-of-spring/sounds-of-parks-and-gardens>

<https://www.rspb.org.uk/birds-and-wildlife/sounds-of-spring/sounds-of-parks-and-gardens-tits-and-finches>



Plant seeds and watch them grow.



Help sort out the recycling.



Switch the light off when leaving the room.



Turn off the tap when brushing your teeth.



Walk to school.



There are many things we can do to help care for our world. See if you can complete all 10 challenges. When you complete all the challenges, call out, "I love my world!"



Always put litter in the bin.



Reuse old boxes to make toys and objects.



Make sure the TV is off at the wall when not in use.



Use both sides of the paper.



Feed the birds.