



Fortnight Beginning 20/11/23

This fortnight our core book is 'The Gingerbread Man'



Our core song is

'Twinkle, Twinkle Little Star'

Twinkle, twinkle little star,
How I wonder what you are.
Up above the world so high,
Like a diamond in the sky.
Twinkle, twinkle, little star,
How I wonder what you are.

'Estrellita Dónde Estás'

Estrellita dónde estás,
Me pregunto qué serás.
Esta noche allí estarás,
Cual diamante brillarás.
Estrellita dónde estás,
Me pregunto qué serás.



We are learning the following poem

Breezy Weather

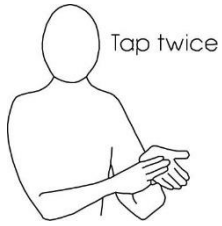
Breezy weather.
Freezy weather.
When the leaves fall,
We all fall together.
Breezy weather.
Freezy weather.
When the wind blows,
We huddle together.



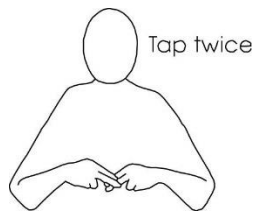
You can help your child by reading with your child every day, singing our core rhyme together, and reciting and acting out the poem.

Makaton

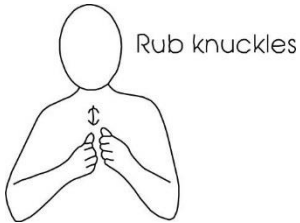
We are learning these Makaton signs:



Mummy



Daddy



Brother



Sister

Subitising

Subitising is a way to recognise small groups of things without having to count them. It is a really good skill to have, and children are good at doing this from a young age.

Help develop these skills in a fun way by playing games such as dominoes, snakes and ladders or any dice game.



Bake Gingerbread People

A simple recipe to make gingerbread people. You could re-tell the story of the runaway 'Gingerbread Man' with your biscuits.



*350g plain flour

*1 tsp bicarb of soda

*2 tsp ground ginger

*1 tsp ground cinnamon

*125g butter



*175g sugar

*1 egg

*4 tbsp golden syrup



Method

1. Mix flour, bicarbonate of soda, ginger and cinnamon.
2. Add butter and blend until it looks like breadcrumbs. Stir in sugar.
3. Beat egg and golden syrup together, add to mixture until it clumps together.
4. Knead until smooth, wrap in cling film. Chill in fridge for 15 mins.
5. Line two baking trays with greaseproof paper.
6. Roll out. Using cutters, cut out the gingerbread men shapes. Place on baking tray.
7. Bake in oven (160 deg/gas 4). for 12-15 mins, or until golden brown.



Friendships

Write a note or card to a friend at Nursery. Tell them what you love about them. Bring it in and give it to them.

You could use a post-it note, a scrap of paper or the back of an old greeting card.

Adults can scribe the message you have written for your friend.

