



Fortnight beginning 16/01/23

This fortnight our core book is 'Goldilocks and the Three Bears'



Join in with our core song from Ghana:

Obwisana

Obwisana sa nana
Obwisana sa
Obwisana sa nana
Obwisana sa.



There is a game to accompany this song. Everyone sits in a circle and each person holds a rock. Rocks are picked up simultaneously by each child and placed in front of the person on his or her left in a rhythmic motion. Begin by passing the rock on the syllable 'Ob'. Once this is mastered, the rocks can be passed on each beat of the song.

We are learning the following poem:

Furry Furry Squirrel

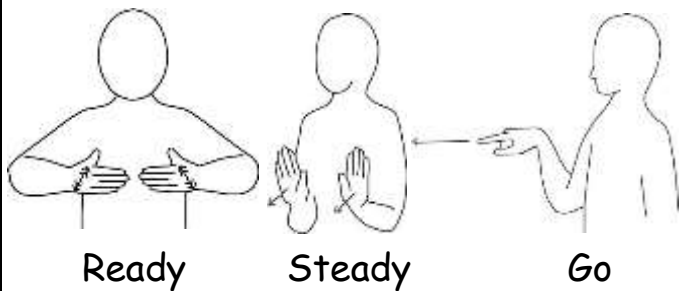
Furry, furry squirrel,
Hurry, hurry, hop.
Scurry up the tree trunk,
To the very top.
When you reach the branches,
Hurry, turn around.
Furry, furry squirrel,
Scurry to the ground.



You can help your child by reading with your child every day, singing our core song together, and reciting and acting out the poem.

Makaton

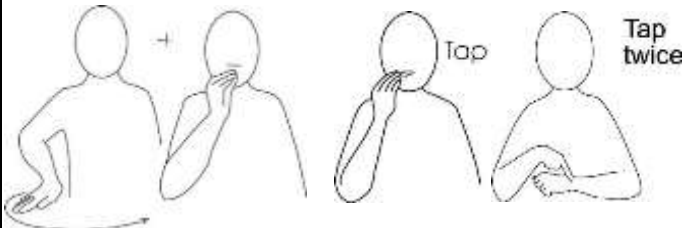
We are learning these Makaton signs:



Ready

Steady

Go



Garden

Snack Time

Changes Over Time

We are thinking about what we were like as babies. Maybe look together at photos of the children as babies. Ask questions like, how have you changed? What can you do now that you could not do then? Children can compare the clothes, toys and food they had as a baby and those they have now. What are the differences?



Playdough

Playing with malleable materials, such as playdough, strengthens the muscles in the hands and develops fine motor skills. Here is an easy recipe which you can make together with your child:

Playdough recipe

2 cups of flour

$\frac{1}{2}$ cup of salt

2 tablespoons of vegetable oil

1 - $1\frac{1}{2}$ cups of water

(Optional - a few drops of food colouring or flavouring, or add some ginger or cinnamon)

1. Mix the dry ingredients together.
2. Add some of the water and the oil and any colour/scent you might be using.
3. Mix together and add more water as needed until you can form a dough. (If the mixture is too dry, add more water. If the mixture is too wet, add more flour).
4. Knead the dough until it is smooth.



Enjoy playing with your dough!

Comparing Sizes

In the story of Goldilocks, the bears have different sized bowls, chairs and beds. The biggest one for Daddy Bear, the smallest one for Baby Bear, and the middle-sized one for Mummy Bear. Why not find some different sized objects and compare them using words such as biggest, smallest, bigger than, smaller than.



Maybe you could retell the story of Goldilocks in your own words and add in some of the different sized objects you were able to find for the three bears.